



Name: _____


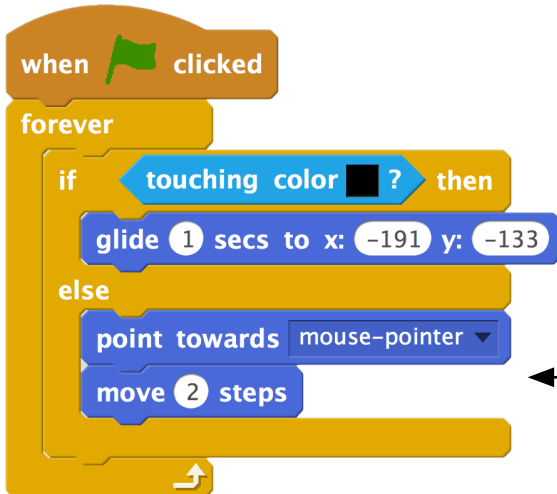
Date: _____

I can use IF ELSE statements to make more complicated decisions

LessonID: 173



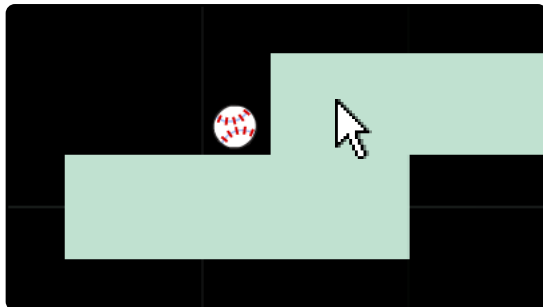
Here is some code for a maze game. Look closely at the two parts of the IF ELSE statement to work out what each part does.



Look at each screenshot below. For each one, work out which part of the IF ELSE statement will be running, then explain what the ball is about to do.

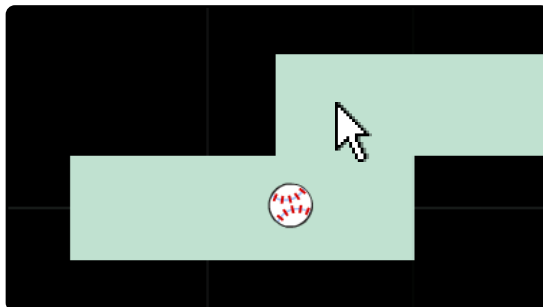
IF

ELSE



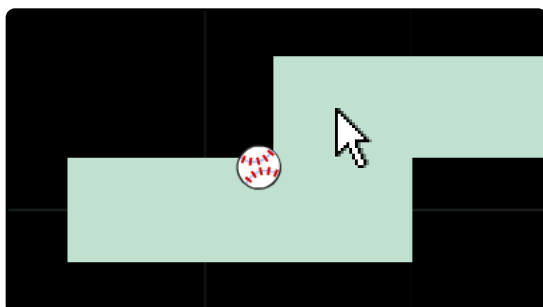
The IF / ELSE part will be running

The next action for the ball is



The IF / ELSE part will be running

The next action for the ball is



The IF / ELSE part will be running

The next action for the ball is