




Name: _____ Date: _____

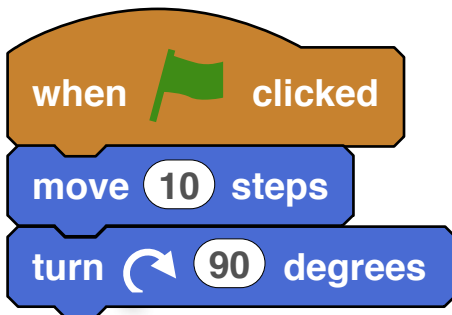
I can combine more than one programming block.

LessonID: 156



Here are some blocks of programming. For each one, draw how the sprite will look after the actions have run.

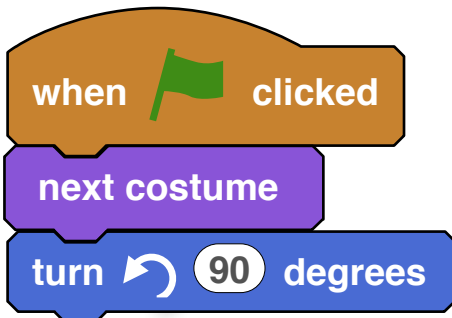
Having trouble? Use Scratch to recreate the programming for each sprite, then run the program to see what happens.



Before



After



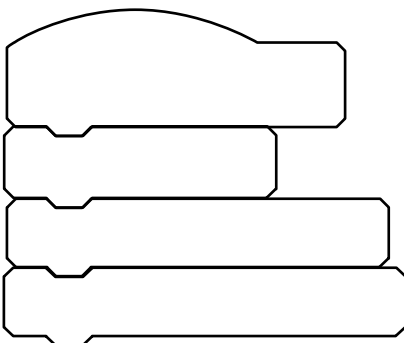
Before



After



Look at these two images. What programming blocks were used to cause this action? Draw them in the space, then test it.



Before



After

